





POOL/piscine/ Piscina/POOL/ Piscina/Zwembad/ Piscina/POOL/ powłoka basenowa/ Б А С Е Н О В А / プール/水池	POOL SIZE/TAILLE/ TAMAÑO/Bröße/ Dimensions/ Afmeting/ TAMANHO/ størrelse/ ROZMIAR BASENU/ P A 3 M E P / サイズ/尺寸	GROUND SIZE/Taille du terrain/ SUPERFICIE NECESARIA/Grundgröße /DIMENSIONI A TERRA/GRONDMAAT/MEDIDAS DA PISCINA/GRUND STØRRELSE/ROZMIAR PODŁOŻA/ P A 3 M E P П Л О Ш А Д К И / グラウンドサイズ/占地面积 (L X W)				Pump running time (Hours) / Temps de fonctionnement recommandé par jour (heures) / Horas recomendadas por día (Horas) / Empfohlene Betriebsstunden pro Tag (Stunden) / Ore di funzionamento raccomandate al giorno (ore) / Aanbevolen werkingsuren per dag (Uur) / Horas recomendadas por día (horas) / Anbefalede køretimer per dag (timer) / Zalecane godziny pracy (Godziny) / Рекомендуемое количество часов работы в день (Часы) / ポンプの作動時間表 (毎時) / 过滤器运行时间 (小时)																					
		#601(GS) #602(BR) #603(BR) #604(BR) #604G(GS) #637R(BR) #638R(BR) #636T(BR) #634T(BR) #634RC(GS) SF90110-1(SF) SF90220-1(FR) ECO151110-2(ECO) ECO15220-2(FR) ECO15230-2(FR) SF80110-2(SF) SF80220-2(FR) ECO20110-2(ECO) ECO20220-2(FR) ECO20230-2(FR) SF70110-2(SF) SF70220-2(FR) SF60220-2(GS) SF60220RC-2(GS)	#602(FR) #604(FR) #638R(FR) #636T(FR) #634T(FR) #634RC(GS) SF90220-1(FR) SF90220RC-1(GS) ECO15220-2(FR) SF80220-2(FR) SF80220RC-2(GS) ECO20220-2(FR) ECO20220RC-2(GS) SF70220-2(FR) SF70220RC-2(GS) SF60220-2(FR) SF60220RC-2(GS)	#602(GS) #604G(GS) #638G(GS) #636G(GS)		#602(FR) #603(BR) #604(BR) #604(GS) #637R(BR) #638R(BR) #636T(BR) #634T(BR) #634RC(GS) SF90110-1(SF) SF90220-1(FR) ECO151110-2(ECO) ECO15220-2(FR) ECO15230-2(FR) SF80110-2(SF) SF80220-2(FR) ECO20110-2(ECO) ECO20220-2(FR) ECO20230-2(FR) SF70110-2(SF) SF70220-2(FR) SF60220-2(GS) SF60220RC-2(GS)	#602(GS) #604G(GS) #638G(GS) #636G(GS)	(Gal./hr)/(Gallons/heure)/(Galones/hora)/(Gallonen/stunde)/(galloni/orari)/(Gals per uur)/(galões/hora)/(gallons/time)/(Galony/h)/(Г а л л о н ы /ч а с)/(ガ/毎時)/(加仑/小时)																			
		330	330	530	530	600	1,000	1,000	900	1,500	1,500	1,500	2,500	2,500	1,200	1,200	1,600	2,100	2,100	2,650	2,650	2,800	2,800	3,000	3,200	3,200	
		(L/hr)/(m3/heure)/(litros/hora)/(liter/stunde)/(litri/orari)/(Liter per uur)/(litros/hora)/(liter/time)/(LITRÓW/h)/(литров/час)/(ℓ/毎時)/(升/小时)																									
1,249	1,249	2,006	2,006	2,271	3,785	3,785	3,407	5,678	5,678	5,678	9,463	9,463	4,542	4,542	6,056	7,949	7,949	10,030	10,030	10,598	10,598	11,355	12,112	12,112			
	6'x20"	3.5m x 3.5m	5.0m x 5.0m	8.0m x 8.0m	1	1	1	1	1																		
	8'x24"	4.0m x 4.0m	5.5m x 5.5m	8.5m x 8.5m	2	2	1	1	1																		
	8'x26"	4.0m x 4.0m	5.5m x 5.5m	8.5m x 8.5m	2	2	1	1	1																		
	8'x30"	4.0m x 4.0m	5.5m x 5.5m	8.5m x 8.5m	2	2	1	1	1																		
	10'x24"	4.5m x 4.5m	6.0m x 6.0m	9.0m x 9.0m	3	3	2	2	2																		
	10'x30"	4.5m x 4.5m	6.0m x 6.0m	9.0m x 9.0m	3	4	2	2	2																		
	12'x30"	5.0m x 5.0m	6.5m x 6.5m	9.5m x 9.5m	5	6	3	3	3																		
	12'x36"	5.0m x 5.0m	6.5m x 6.5m	9.5m x 9.5m	6	7	4	4	4																		
	13'x33"	5.5m x 5.5m	7.0m x 7.0m	10.0m x 10.0m	6	7	4	4	4	3	3	3															
	15'x33"	6.0m x 6.0m	7.5m x 7.5m	10.5m x 10.5m			5	6	5	3	4	4			2	3	2	2	2								
	15'x42"	6.0m x 6.0m	7.5m x 7.5m	10.5m x 10.5m			7	7	7	4	5	5			3	3	2	2	3								
	15'x48"	6.0m x 6.0m	7.5m x 7.5m	10.5m x 10.5m					5	5	5				4	4	2	2	3								
18'x48"	7.0m x 7.0m	8.5m x 8.5m	11.5m x 11.5m							5	5	5	3	3	5	6	4	3	3	3	3	3	2	2	2		
18'x52"	7.0m x 7.0m	8.5m x 8.5m	11.5m x 11.5m							5	5	5	3	3	6	6	4	4	5	3	3	3	2	2	3		
	86-5/8"x59"x23-5/8"	3.5m x 3.0m	3.5m x 4.5m	3.5m x 7.5m	1	2	1	1	1	1	1																
	102-1/2"x63"x25-5/8"	4.0m x 3.0m	4.0m x 4.5m	4.0m x 7.5m	2	2	1	1	1	1	1																
	118"x78-3/4"x25-5/8"	4.5m x 3.5m	4.5m x 5.0m	4.5m x 8.0m	3	3	2	2	2	1	1	1															
	118"x78-3/4"x29-1/2"	4.5m x 3.5m	4.5m x 5.0m	4.5m x 8.0m	3	4	2	2	2	1	1	1															
	177-1/4"x86-5/8"x33"	6.0m x 4.0m	6.0m x 5.5m	6.0m x 8.5m	6	7	4	4	4	3	3	3															
		8'x20"	4.5m x 4.5m	6.0m x 6.0m	9.0m x 9.0m	2	2	1	1	1	1	1															
10'x30"		4.5m x 4.5m	6.0m x 6.0m	9.0m x 9.0m	4	4	2	3	2	2	2																
10'x39"		4.5m x 4.5m	6.0m x 6.0m	9.0m x 9.0m	5	6	3	3	3	2	2	2															
12'x30"		5.0m x 5.0m	6.5m x 6.5m	9.5m x 9.5m	6	6	4	4	3	2	2	2															
12'x33"		5.0m x 5.0m	6.5m x 6.5m	9.5m x 9.5m	6	7	4	4	4	3	3	3															
12'x36"		5.0m x 5.0m	6.5m x 6.5m	9.5m x 9.5m	7	8	4	5	4	3	3	3															
12'x39"		5.0m x 5.0m	6.5m x 6.5m	9.5m x 9.5m	8	9	5	5	5	3	3	3															
12'x48"		5.0m x 5.0m	6.5m x 6.5m	9.5m x 9.5m		6	6	6	4	4	4																
14'x42"		6.0m x 6.0m	7.5m x 7.5m	10.5m x 10.5m		7	7	7	4	5	5				3	3	2	2	3								
15'x33"		6.0m x 6.0m	7.5m x 7.5m	10.5m x 10.5m					4	4	4				3	3	2	2	2								
15'x42"		6.0m x 6.0m	7.5m x 7.5m	10.5m x 10.5m					5	5	6				4	4	3	2	3								
15'x48"		6.0m x 6.0m	7.5m x 7.5m	10.5m x 10.5m					6	6	6				4	5	3	3	4								
16'x48"		6.5m x 6.5m	8.0m x 8.0m	11.0m x 11.0m						4	4	5	3	3	5	5	3	3	4	2	3	2	3	2	2		
18'x48"		7.0m x 7.0m	8.5m x 8.5m	11.5m x 11.5m						5	6	6	3	4	6	7	4	4	5	3	3	3	3	3	3		
20'x52"		8.0m x 8.0m	9.5m x 9.5m	12.5m x 12.5m						7	8	8	5	5			6	5	7	4	5	4	5	4	4		
24'x52"		9.0m x 9.0m	10.5m x 10.5m	-											7	7			8	8	6	7	5	5	6		

POOL/piscine/ Piscina/POOL/ Piscina/Zwembad/ Piscina/POOL/ powłoka basenowa/ Б А С Е Й Н А / プール/水池	POOL SIZE/TAILLE/ TAMAÑO/Bröße/ Dimensione/ Afmeting/ TAMANHO/ størrelse/ ROZMIAR BASENU/ P A S M E P / サイズ/尺寸	GROUND SIZE/Taille du terrain/ SUPERFICIE NECESARIA/Grundgröße /DIMENSIONI A TERRA/GRONDMAAT/MEDIDAS DA PISCINA/GRUND STÖRRELSE/ROZMIAR PODŁOŻA/ P A S M E P П Л О Ш А Д К И / グランドサイズ/占地面积 (L X W)				Pump running time (Hours) / Temps de fonctionnement recommandé par jour (heures) / Horas recomendadas por día (Horas) / Empfohlene Betriebsstunden pro Tag (Stunden) / Ore di funzionamento raccomandate al giorno (ore) / Aanbevolen werkingsuren per dag (Uur) / Horas recomendadas por día (horas) / Anbefale kører timer per dag (timer) / Zalecane godziny pracy (Godziny) / Рекомендуемое количество часов работы в день (Часы) / ポンプの作動時間表 (毎時) / 过滤器运行时间 (小时)																																					
		#601 #602 #602G GS BR AU	#603 #604 BR AU	#604 FR	#604G GS	#637R #638R BR AU	#638R FR	#638G GS	#635T #636T BR AU	#636T FR	#636G GS	#633T #634T GS	#634T FR #634RC GS	SF90110-1 SF90220-1	SF90220-1 FR SF90220RC-1 GS	ECO15110-2 ECO15220-2 ECO15230-2	SF80110-2 SF80220-2	SF80220-2 FR SF80220RC-2 GS	ECO20110-2 ECO20220-2 ECO20230-2	ECO20220-2 FR	SF70110-2 SF70220-2	SF70220-2 FR SF70220RC-2 GS	SF60110-2	SF60220-2	SF60220-2 FR SF60220RC-2 GS																		
		(Gal./hr)/(Gallons/heure)/(Galones/hora)/(Gallonen/stunde)/(galloni/orari)/(Gals per uur)/(galões/hora)/(gallons/time)/(Gality/h)/(Г а л л о н ы /ч а с)/(畚/毎時)/(加仑/小时)																																									
330																				330	530	530	600	1,000	1,000	900	1,500	1,500	1,500	2,500	2,500	1,200	1,200	1,600	2,100	2,100	2,650	2,650	2,800	2,800	3,000	3,200	3,200
(L/hr)/(m3/heure)/(litros/hora)/(liter/stunde)/(litri/orari)/(Liter per uur)/(litros/hora)/(liter/time)/(LITRÓW/h)/(литров/час)/(畚/毎時)/(升/小时)																																											
1,249																				1,249	2,006	2,006	2,271	3,785	3,785	3,407	5,678	5,678	5,678	9,463	9,463	4,542	4,542	6,056	7,949	7,949	10,030	10,030	10,598	10,598	11,355	12,112	12,112
	13.125'x6.5'x39.375"	6.5m x 4.0m	6.5m x 5.5m	6.5m x 8.5m	6	6	4	4	3	2	2			2	2	1	1	1																									
	16.5'x9'x48"	7.0m x 5.0m	7.0m x 6.5m	7.0m x 9.5m								3	3	3	2	2	3	4	2	2	3	2	2	1	1	2																	
	20'x10'x48"	7.0m x 5.0m	7.0m x 6.5m	7.0m x 9.5m								4	4	4	3	3	5	5	3	3	4	2	3	2	3	2	2																
	14'x48"	6.0m x 6.0m	7.5m x 7.5m	10.5m x 10.5m			8	8	5	5	6			4	4	3	2	3																									
	15'x48"	6.0m x 6.0m	7.5m x 7.5m	10.5m x 10.5m					6	6	6			4	5	3	3	4																									
	16'x48"	6.5m x 6.5m	8.0m x 8.0m	11.0m x 11.0m								4	4	5	3	3	5	5	3	3	4	2	3	2	3	2	2																
	16'x52"	6.5m x 6.5m	8.0m x 8.0m	11.0m x 11.0m								5	5	5	3	3	5	6	4	3	4	3	3	3	3	2	2	3															
	18'x52"	7.0m x 7.0m	8.5m x 8.5m	11.5m x 11.5m								6	6	6	4	4	7	7	5	4	6	3	4	3	4	3	3	3															
	20'x48"	8.0m x 8.0m	9.5m x 9.5m	12.5m x 12.5m								7	7	7	4	5	8	8	5	5	6	4	4	4	4	3	3	4															
	22'x52"	8.5m x 8.5m	11.0m x 11.0m	-											6	6			7	7	8	5	6	5	6	4	4	5															
	24'x52"	9.0m x 9.0m	12.5m x 12.5m	-											7	7			8	8	10	6	7	6	7	5	5	6															
	9.875'x5.75'x31.5"	6.5m x 4.0m	6.5m x 5.5m	6.5m x 8.5m	3	4	2	2	2	1	1	1			1	1	1	1	1																								
	13.125'x6.5'x39.375"	6.5m x 4.0m	6.5m x 5.5m	6.5m x 8.5m	6	7	4	4	4	2	3	3			2	2	1	1	1																								
	13.125'x6.5'x48"	6.5m x 4.0m	6.5m x 5.5m	6.5m x 8.5m	7	8	5	5	4	3	3	3			2	2	1	1	2																								
	16'x8'x42"	7.0m x 4.5m	7.0m x 6.0m	7.0m x 9.0m			6	6	6	4	4	4			3	3	2	2	2																								
	18'x9'x52"	7.5m x 4.5m	7.5m x 6.0m	7.5m x 9.0m									4	4	4	2	3	4	5	3	3	4	2	2	2	2	2																
	24'x12'x52"	9.0m x 6.0m	9.0m x 7.5m	9.0m x 10.5m									7	7	8	4	5	8	9	6	5	7	4	4	4	4	3	3	4														
	32'x16'x52"	11.0m x 7.0m	11.0m x 8.5m	-											8	8						7	8	7	8	6	6	7															
	13'8" x 43"	6.0m x 6.0m	7.5m x 7.5m	10.5m x 10.5m								2	3	3	2	2	3	3	2	2	1	2	1	2	1	1	1																
	15'8" x 49"	6.0m x 6.0m	7.5m x 7.5m	10.5m x 10.5m								4	4	4	2	3	4	5	3	3	4	2	2	2	2	2	2																